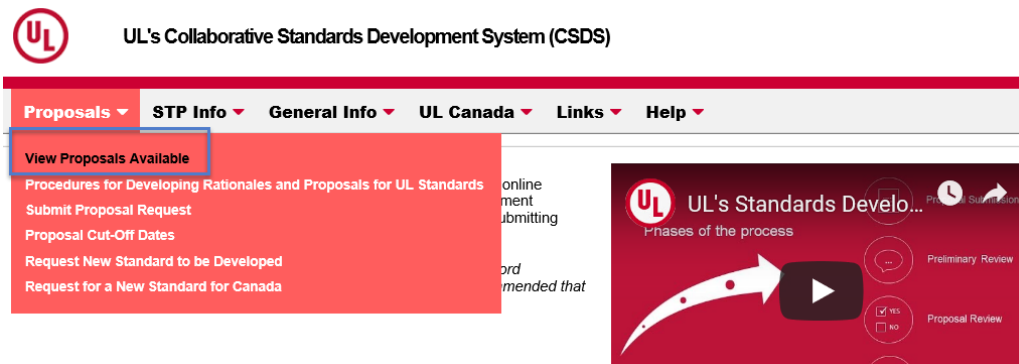
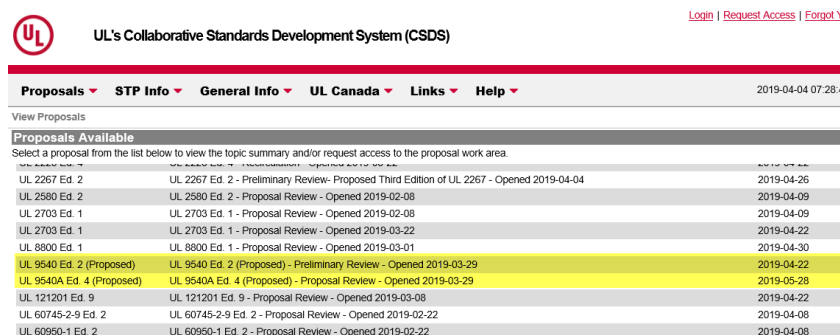


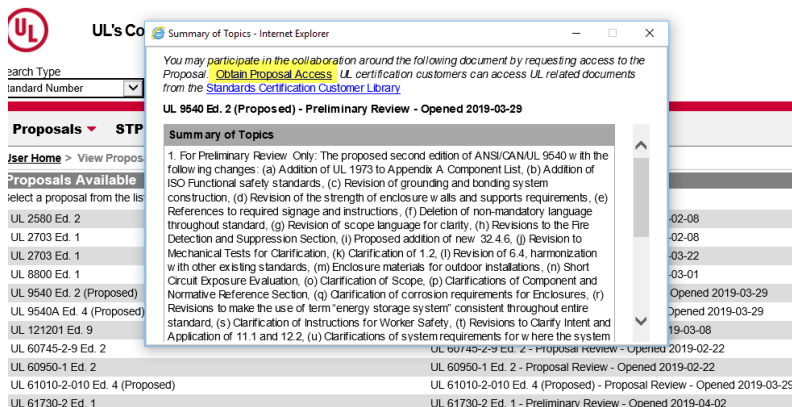
1. Go to [CSDS](#). If you have a [CSDS](#) account, Login. If you do not have a [CSDS](#) account, you can create an account by clicking the following: [Create User Account](#).
2. After you are logged in to [CSDS](#), select “[View Proposals Available](#)” from the Proposals drop-down menu or use the following link: <https://csds.ul.com/Home/ProposalsDefault.aspx>



3. Scroll down and click on “[UL 24480 Ed. 1 - UL 24480 Ed. 1 - Proposal Review - Public Review for UL 24480 - Opened 2019-04-10](#)”. This will open a separate window with the proposal information. Please make sure your pop-up blocker is disabled.



4. When you are logged in to CSDS, you will see the following. Click on “[Obtain Proposal Access](#)”



5. You will then have access to the work area on your User Home in CSDS. You can refer to the following links for some [Helpful CSDS Videos](#), including [What is CSDS](#) and [Voting and Commenting in CSDS](#).